



Stuart Michael Associates		Page 1
Coombe House Coombe Square Thatcham RG19 4JF	LAND SOUTH ROMSEY AVENUE PORTCHESTER	
Date 10/10/2018 11:59 File C - 100M2.SRCX	Designed by JOK Checked by KJ	
Micro Drainage	Source Control 2016.1	

Summary of Results for 100 year Return Period (+40%)

Half Drain Time : 1423 minutes.

Storm Event	Max Level (m)	Max Depth (m)	Max Infiltration (l/s)	Max Volume (m ³)	Status
15 min Summer	8.713	0.213	0.0	2.5	O K
30 min Summer	8.764	0.264	0.0	3.1	O K
60 min Summer	8.826	0.326	0.0	3.8	O K
120 min Summer	8.899	0.399	0.0	4.7	O K
180 min Summer	8.947	0.447	0.0	5.2	O K
240 min Summer	8.982	0.482	0.0	5.6	O K
360 min Summer	9.031	0.531	0.0	6.2	O K
480 min Summer	9.065	0.565	0.0	6.6	O K
600 min Summer	9.089	0.589	0.1	6.9	O K
720 min Summer	9.106	0.606	0.1	7.1	O K
960 min Summer	9.103	0.603	0.1	7.0	O K
1440 min Summer	9.087	0.587	0.1	6.9	O K
2160 min Summer	9.063	0.563	0.0	6.6	O K
2880 min Summer	9.038	0.538	0.0	6.3	O K
4320 min Summer	9.006	0.506	0.0	5.9	O K
5760 min Summer	8.974	0.474	0.0	5.5	O K
7200 min Summer	8.942	0.442	0.0	5.2	O K
8640 min Summer	8.912	0.412	0.0	4.8	O K
10080 min Summer	8.884	0.384	0.0	4.5	O K
15 min Winter	8.739	0.239	0.0	2.8	O K

Storm Event	Rain (mm/hr)	Flooded Volume (m ³)	Time-Peak (mins)
15 min Summer	134.458	0.0	23
30 min Summer	83.947	0.0	37
60 min Summer	52.411	0.0	68
120 min Summer	32.722	0.0	126
180 min Summer	24.841	0.0	186
240 min Summer	20.430	0.0	246
360 min Summer	15.509	0.0	364
480 min Summer	12.755	0.0	484
600 min Summer	10.960	0.0	602
720 min Summer	9.683	0.0	722
960 min Summer	7.687	0.0	960
1440 min Summer	5.551	0.0	1186
2160 min Summer	4.009	0.0	1560
2880 min Summer	3.183	0.0	1964
4320 min Summer	2.351	0.0	2812
5760 min Summer	1.897	0.0	3632
7200 min Summer	1.606	0.0	4464
8640 min Summer	1.401	0.0	5264
10080 min Summer	1.249	0.0	6048
15 min Winter	134.458	0.0	23

Stuart Michael Associates		Page 2
Coombe House Coombe Square Thatcham RG19 4JF	LAND SOUTH ROMSEY AVENUE PORTCHESTER	
Date 10/10/2018 11:59 File C - 100M2.SRCX	Designed by JOK Checked by KJ	
Micro Drainage	Source Control 2016.1	


Summary of Results for 100 year Return Period (+40%)

Storm Event	Max Level (m)	Max Depth (m)	Max Infiltration (l/s)	Max Volume (m ³)	Status
30 min Winter	8.796	0.296	0.0	3.5	O K
60 min Winter	8.866	0.366	0.0	4.3	O K
120 min Winter	8.950	0.450	0.0	5.3	O K
180 min Winter	9.004	0.504	0.0	5.9	O K
240 min Winter	9.044	0.544	0.0	6.4	O K
360 min Winter	9.101	0.601	0.1	7.0	O K
480 min Winter	9.141	0.641	0.1	7.5	O K
600 min Winter	9.171	0.671	0.1	7.8	O K
720 min Winter	9.193	0.693	0.1	8.1	O K
960 min Winter	9.195	0.695	0.1	8.1	O K
1440 min Winter	9.178	0.678	0.1	7.9	O K
2160 min Winter	9.147	0.647	0.1	7.6	O K
2880 min Winter	9.114	0.614	0.1	7.2	O K
4320 min Winter	9.065	0.565	0.0	6.6	O K
5760 min Winter	9.015	0.515	0.0	6.0	O K
7200 min Winter	8.967	0.467	0.0	5.5	O K
8640 min Winter	8.921	0.421	0.0	4.9	O K
10080 min Winter	8.879	0.379	0.0	4.4	O K

Storm Event	Rain (mm/hr)	Flooded Volume (m ³)	Time-Peak (mins)
30 min Winter	83.947	0.0	37
60 min Winter	52.411	0.0	66
120 min Winter	32.722	0.0	124
180 min Winter	24.841	0.0	182
240 min Winter	20.430	0.0	242
360 min Winter	15.509	0.0	358
480 min Winter	12.755	0.0	474
600 min Winter	10.960	0.0	588
720 min Winter	9.683	0.0	702
960 min Winter	7.687	0.0	926
1440 min Winter	5.551	0.0	1340
2160 min Winter	4.009	0.0	1664
2880 min Winter	3.183	0.0	2132
4320 min Winter	2.351	0.0	3028
5760 min Winter	1.897	0.0	3920
7200 min Winter	1.606	0.0	4760
8640 min Winter	1.401	0.0	5616
10080 min Winter	1.249	0.0	6448

Coombe House
 Coombe Square
 Thatcham RG19 4JF

LAND SOUTH ROMSEY AVENUE
 PORTCHESTER



Date 10/10/2018 11:59
 File C - 100M2.SRCX

Designed by JOK
 Checked by KJ

Micro Drainage

Source Control 2016.1

Rainfall Details

Rainfall Model	FEH
Return Period (years)	100
Site Location	GB 459600 105500 SU 59600 05500
C (1km)	-0.026
D1 (1km)	0.440
D2 (1km)	0.317
D3 (1km)	0.373
E (1km)	0.301
F (1km)	2.238
Summer Storms	Yes
Winter Storms	Yes
Cv (Summer)	0.750
Cv (Winter)	0.840
Shortest Storm (mins)	15
Longest Storm (mins)	10080
Climate Change %	+40

Time Area Diagram

Total Area (ha) 0.010

Time (mins)		Area	Time (mins)		Area
From:	To:	(ha)	From:	To:	(ha)
0	4	0.005	4	8	0.005

Coombe House
 Coombe Square
 Thatcham RG19 4JF

LAND SOUTH ROMSEY AVENUE
 PORTCHESTER



Date 10/10/2018 11:59
 File C - 100M2.SRCX

Designed by JOK
 Checked by KJ

Micro Drainage Source Control 2016.1

Model Details

Storage is Online Cover Level (m) 10.000

Cellular Storage Structure

Invert Level (m) 8.500 Safety Factor 2.0
 Infiltration Coefficient Base (m/hr) 0.01760 Porosity 0.95
 Infiltration Coefficient Side (m/hr) 0.01760

Depth (m)	Area (m ²)	Inf. Area (m ²)	Depth (m)	Area (m ²)	Inf. Area (m ²)
0.000	12.3	12.3	0.900	0.0	23.5
0.800	12.3	23.5			